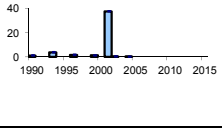
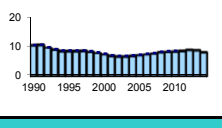
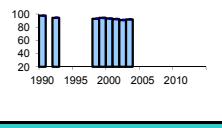
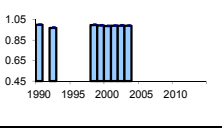
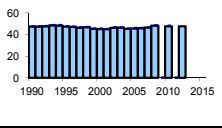
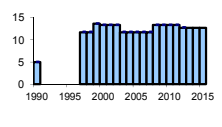
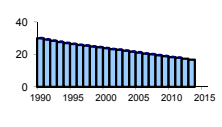
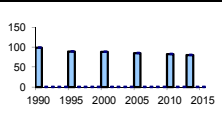
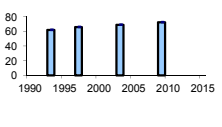
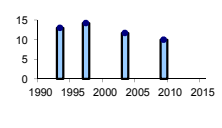


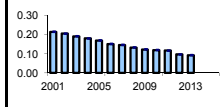
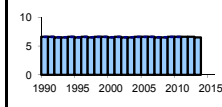
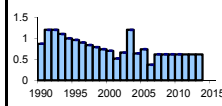
**MDG Country Progress Snapshot: Jamaica** Last update: August, 2015

Goals and Targets	Indicators	First Year		Latest Year		Percentage Change	Country Progress	Region Latest Data: Latin America & the Caribbean		
		Value	Year	Value	Year			Level <sup>1/</sup>	Chart	Value
<b>Goal 1: Eradicate Extreme Poverty and Hunger</b>										
Reduce extreme poverty by half	Proportion of population living below \$1.25 (PPP) per day (%)	1.3	1990	0.24	2004	-81	low poverty		4.6	2011
Reduce hunger by half	Proportion of population below minimum level of dietary energy consumption (%)	10.4	1991	8.1	2015	-22	moderately low hunger		5.5	2014-2016
<b>Goal 2: Achieve Universal Primary Education</b>										
Universal primary schooling	Net enrolment ratio in primary education (enrollees per 100 children)	99.0	1990	91.6	2004	-7	high enrolment		93.6	2015
<b>Goal 3: Promote Gender Equality and Empower Women</b>										
Equal girls' enrolment in primary school	Ratio of girls to boys in primary education	0.99	1990	0.99	2004	0	parity		0.98	2015
Women's share of paid employment	Share of women in wage employment in the non-agricultural sector (%)	47.3	1990	47.5	2012	1	high share		44.0	2013
Women's equal representation in national parliaments	Proportion of seats held by women in national parliament (single or lower house only - %)	5.0	1990	12.7	2015	154	low representation		27.4	2015
<b>Goal 4: Reduce child mortality (New data will be available in late September 2015)</b>										
Reduce mortality of under-five-year-old by two thirds	Under-five mortality rate (deaths of children per 1,000 births)	29.8	1990	16.6	2013	-44	low mortality		18	2013
<b>Goal 5: Improve maternal health (New data will be available in late September 2015)</b>										
Reduce maternal mortality by three quarters	Maternal mortality ratio (maternal deaths per 100,000 live births)	98.0	1990	80.0	2013	-18	low mortality		85	2013
Access to universal reproductive health	Contraceptive prevalence rate (percentage of women aged 15-49, married or in union, using contraception)	62.0	1993	72.5	2009	17	high access to reproductive health		72.8	2013
	Unmet need for family planning (percentage of women aged 15-49, married or in union, with unmet need for family planning)	13.0	1993	10.0	2009	-23			10.6	2013

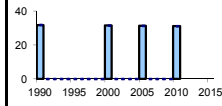
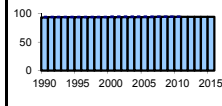
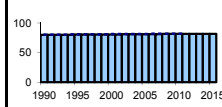
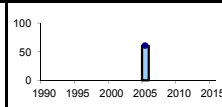
**MDG Country Progress Snapshot: Jamaica** Last update: August, 2015

Goals and Targets	Indicators	First Year		Latest Year		Percentage Change	Country Progress		Region Latest Data: Latin America & the Caribbean	
		Value	Year	Value	Year		Level <sup>1/</sup>	Chart	Value	Year

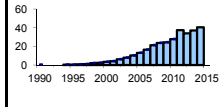
**Goal 6: Combat HIV/AIDS, malaria and other diseases**

Halt and begin to reverse the spread of HIV/AIDS	HIV incidence rate (number of new HIV infections per year per 100 people aged 15-49)	0.21	2001	0.09	2013	-57	intermediate incidence		0.03	2013
Halt and reverse spread of tuberculosis	Incidence rate and death rate associated with tuberculosis	6.6	1990	6.5	2013	-2	low mortality		44.0	2013
	Number of deaths per 100,000 population	0.9	1990	0.6	2013	-29			2.7	2015

**Goal 7: Ensure environmental sustainability**

Reverse loss of forests	Proportion of land area covered by forest (%)	31.9	1990	31.1	2010	-2	medium forest cover		47.4	2010
Halve proportion without improved drinking water	Proportion of population using an improved drinking water source (%)	93.1	1990	93.8	2015	1	high coverage		95.0	2015
Halve proportion without sanitation	Proportion of population using an improved sanitation facility (%)	79.8	1990	81.8	2015	3	moderate coverage		83.0	2015
Improve the lives of slum-dwellers	Proportion of urban population living in slums (%)	..	..	60.5	2005	-	very high proportion of slum dwellers		20.5	2014

**Goal 8: Develop a global partnership for development**

Internet users	Internet users per 100 inhabitants	0.0	1990	40.5	2014	-	high usage		46.7	2013
----------------	------------------------------------	-----	------	------	------	---	------------	---	------	------

The MDG Country Progress Snapshot provides an overview of the progress achieved at country level since 1990 towards the Millennium Development Goals. The snapshot is intended mainly to provide the international community easy access to the information and are not meant to replace in any way the country profiles produced at the national level in several countries. They are also meant to reflect the contribution of country-level progress to the global and regional trends on progress towards the MDGs.

The data used in the snapshot are from the MDG global database (<http://mdgs.un.org/unsd/mdg/Data.aspx>). The metadata and responsible agencies can be found on <http://mdgs.un.org/unsd/mdg/Metadata.aspx>. Sources of discrepancies between global and national figures are due to, among others, different methodology and definitions or different choice of data sources. At the global level, the monitoring of the progress aims to ensure better comparability of data among countries. Country can contact the responsible agencies for resolving data discrepancies.

**Note:** 1) The country progress level indicates the present degree of compliance with the target based on the latest available data. The technical note on the progress level can be found at <http://mdgs.un.org/unsd/mdg/Resources/Static/Products/Progress2012/technicalnote.pdf>.